

# Scalable Non-contact Phenotyping: from Pot to Field

Catherine Howarth, Marie Neal, Roger Boyle, Alan Gay, Fiona Corke, Sandy Cowan, Martin Vickers, Andreu Alcalde-Barrios, John Doonan  
IBERS, Aberystwyth University, SY23 3EE, U.K.

## Phenotyping Platforms at IBERS and The National Plant Phenomics Centre (NPPC)

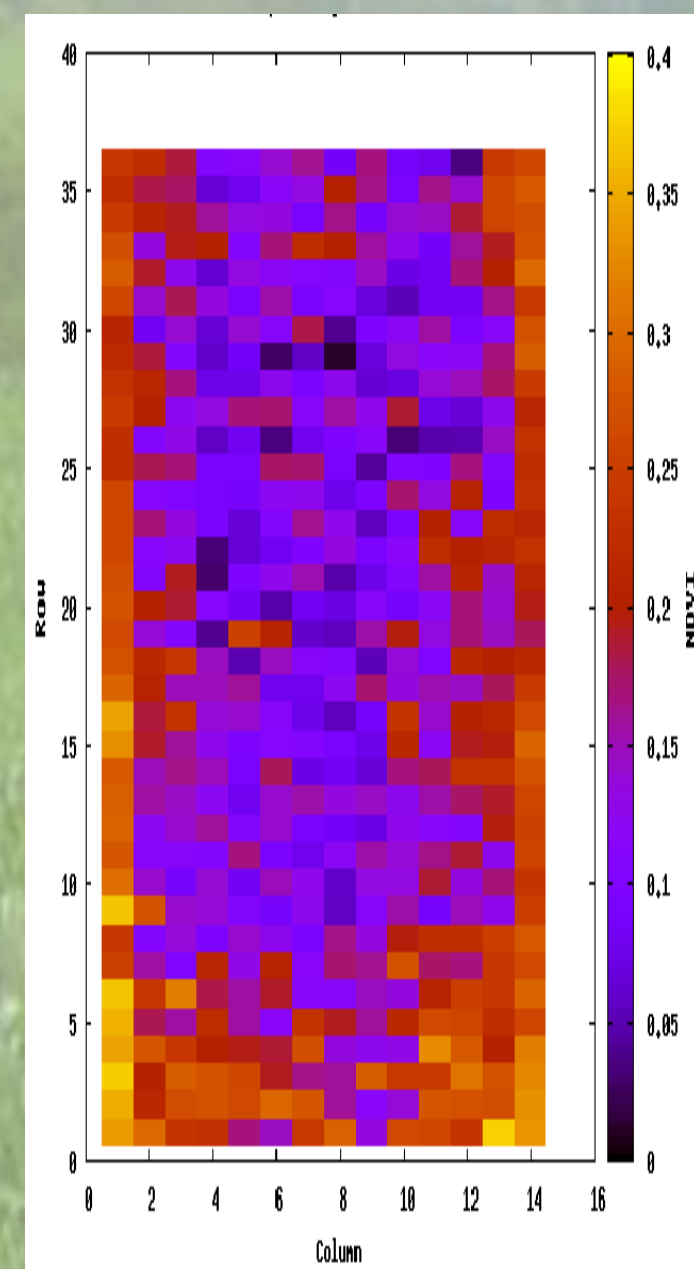
The NPPC is a BBSRC funded National Facility and access is available to UK researchers ([www.plant-phenomics.ac.uk](http://www.plant-phenomics.ac.uk)). High-throughput, non destructive measurements are used to assess variation in plant performance within genetically defined populations of crop and model plants. In this poster results from phenotyping a winter oat mapping population in the field using Unmanned Aerial Vehicle (UAV) imaging and in pots in the NPPC are compared to those obtained from conventional field screening.



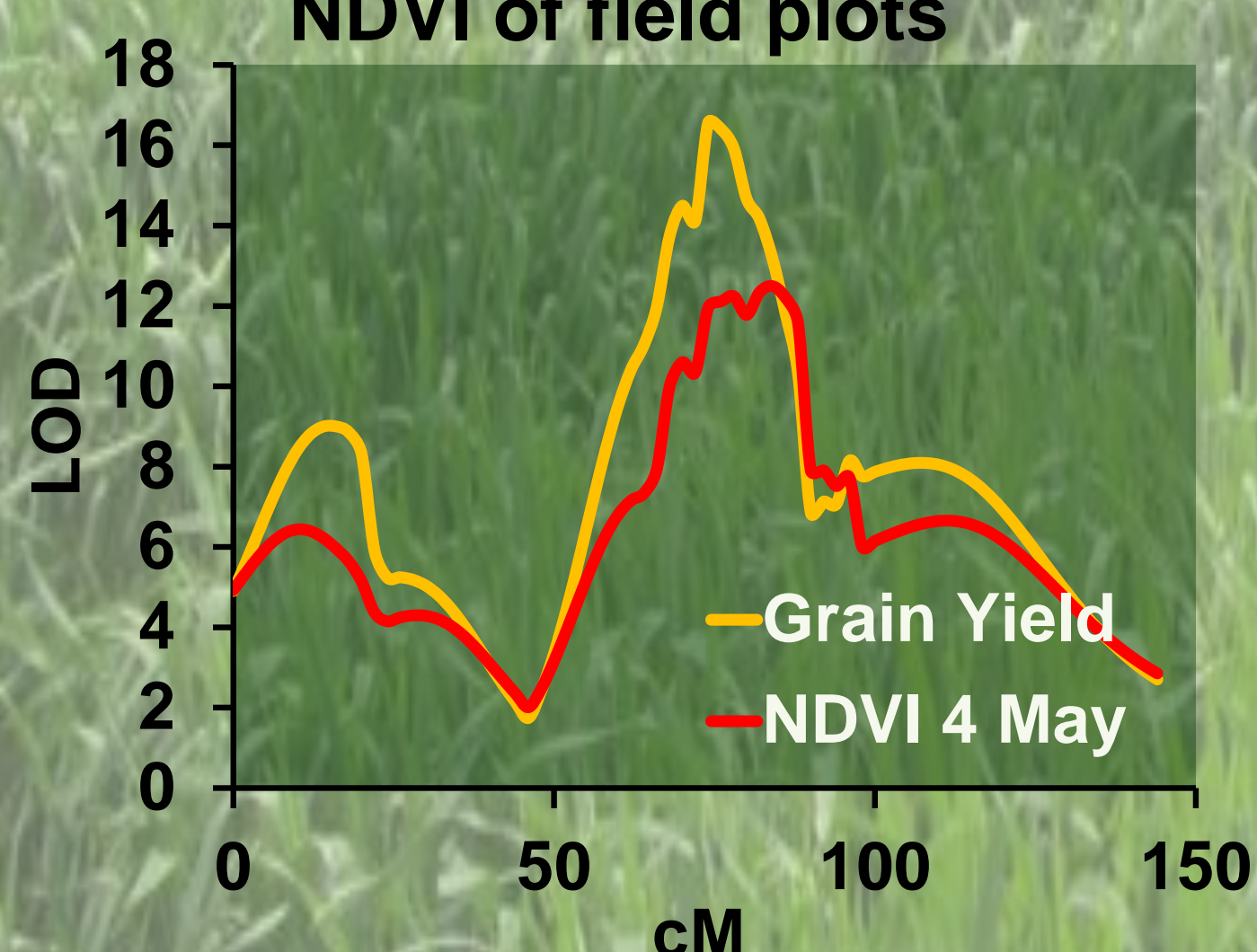
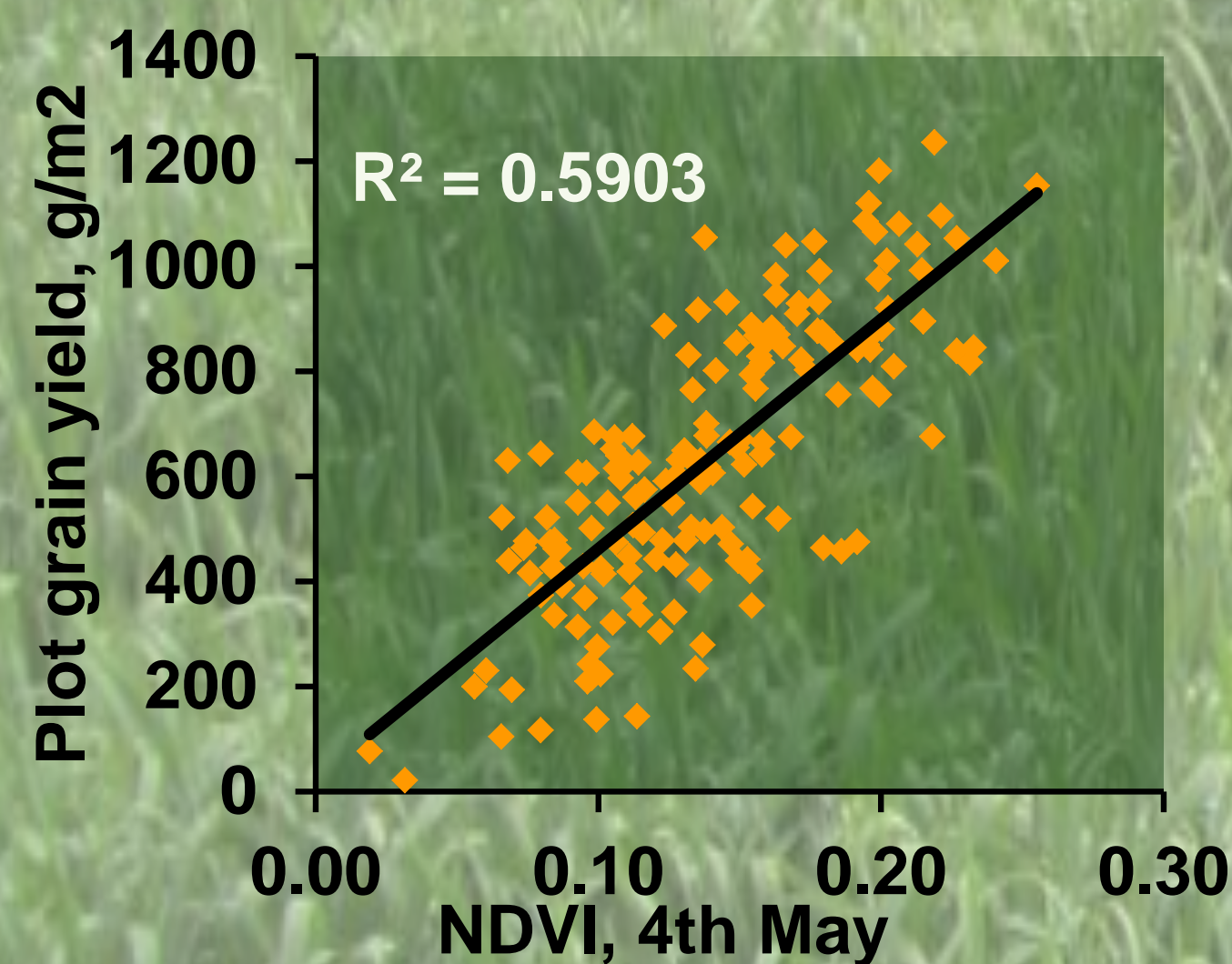
Automated greenhouse: imaging, watering, weighing



UAV imaging of field plots



NDVI of field plots




The Normalised Difference Vegetation Index (NDVI) of plots imaged on the 4<sup>th</sup> May was not only an excellent predictor of final grain yield but also identified the same Quantitative Trait Locus (QTL) as for yield itself.

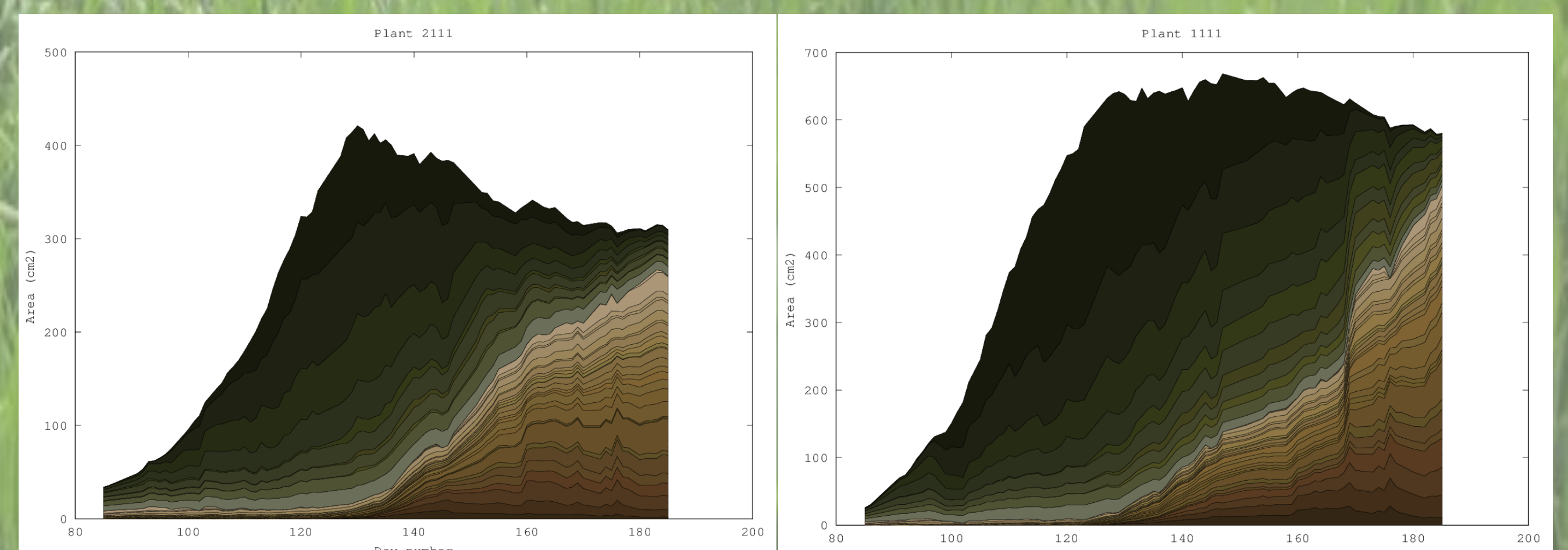
## Extracting Trait Information from the NPPC

Plants, including biomass crops (*Miscanthus*), cereal crops (wheat and oats) and model plants (*Arabidopsis*) are grown in controlled environments and imaged daily or weekly during a growth phase in an experiment (such as droughting). A variety of sensors e.g. RGB, thermal, NIR, chlorophyll fluorescence, temperature, incident light and humidity can be mounted on the platforms to measure different aspects of plant performance. Computer vision techniques are being developed to score a variety of parameters that have previously been measured manually.

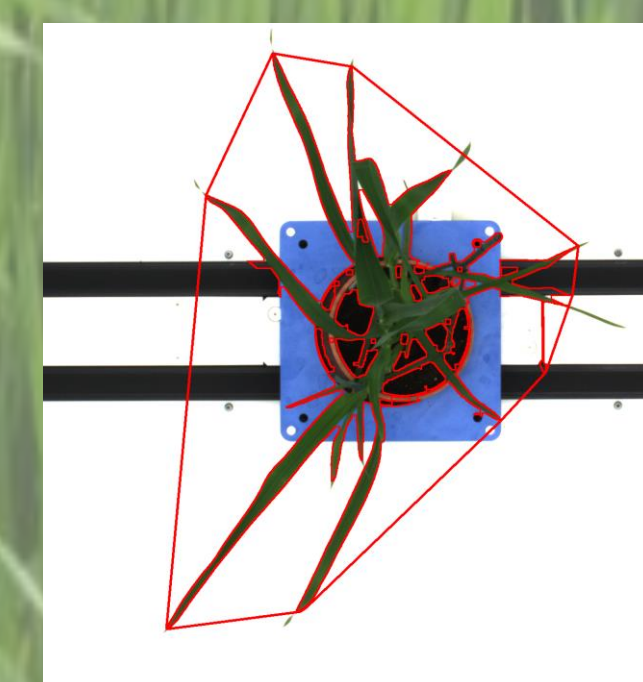

Extracting informative features automatically from large image sets presents interesting challenges. Regular imaging under defined environmental conditions can be used to identify candidate genotypes that will perform well in future climate scenarios.



Panicle detector at different growth stages



Temporal signals describing the growth and colour of two plants used to visualise and quantify developmental processes



Plants are imaged from a range of angles and from above and data extracted

## Conclusion

The plant phenotyping bottleneck is being addressed with the development of high-throughput phenotyping platforms. These produce large datasets, which when analysed give us useful measures about plant growth relating to yield.